

Economic Impact and  
Property Tax Revenue from the  
Heritage Prairie Wind Project  
in Livingston County, Illinois

Dr. David G. Loomis  
President, Strategic Economic Research, LLC  
May 27, 2024

**SER**

**Strategic Economic Research,<sup>LLC</sup>**

**Dr. David G. Loomis**



**Professor of Economics, Illinois State University  
Co-Founder of the Center for Renewable  
Energy**

**President of Strategic Economic Research, LLC**

- Over 10 years of experience in the renewable energy field & has performed economic analyses at the county, region, state and national levels for utility-scale wind and Wind generation
- Has served as a consultant for Apex Clean Energy, Clean Line Energy Partners, EDF Renewables, E.ON Climate and Renewables, Geronimo Energy, Invenergy, J-Power, the National Renewable Energy Laboratories, Ranger Power, State of Illinois, Tradewind, and others.

# Economic Impacts

# Methodology



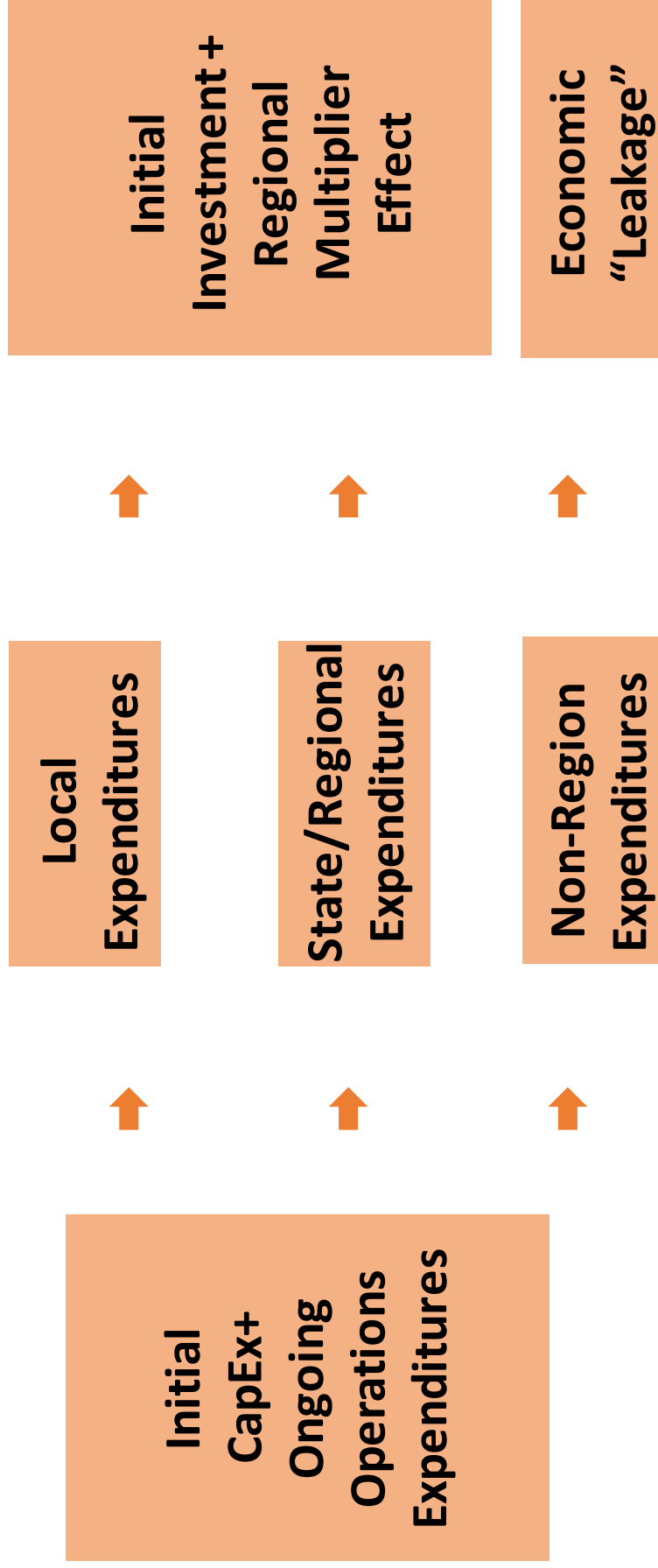
Strategic  
Economic  
Research, LLC

## **Jobs and Economic Development Impacts (JEDI) model**

- Developed by the National Renewable Energy Laboratory
- Wind Energy Model W6-28-19
- Based on the IMPLAN model



# Economic Development Results from Local Capture of New Investment



# Economic Development Impacts Accrue at Multiple Levels



1. On-site Labor and  
Professional Services



2. Equipment Production  
and Supply Chain



3. Induced Economic  
Activity (household  
purchases due to  
injection of income)



# Economic Impacts of the Heritage Prairie Wind Project

# Estimated Benefits of Heritage Prairie Wind



Table 1. – Total Employment Impact from Heritage Prairie Wind Project

	Livingston County Jobs	State of Illinois Jobs
<b>Construction</b>		
Project Development and Onsite Labor Impacts	22	168
Module and Supply Chain Impacts	36	719
Induced Impacts	11	466
<i>New Local Jobs during Construction</i>	69	1,353
<b>Operations</b>		
Onsite Labor Impacts	9.0	9.0
Local Revenue and Supply Chain Impacts	11.9	11.9
Induced Impacts	5.9	20.4
<i>New Local Long-Term Jobs</i>	26.8	41.3



# Estimated Benefits of Heritage Prairie Wind

Figure 1. – Total Employment Impact from Heritage Prairie Wind



# Estimated Benefits of Heritage Prairie Wind

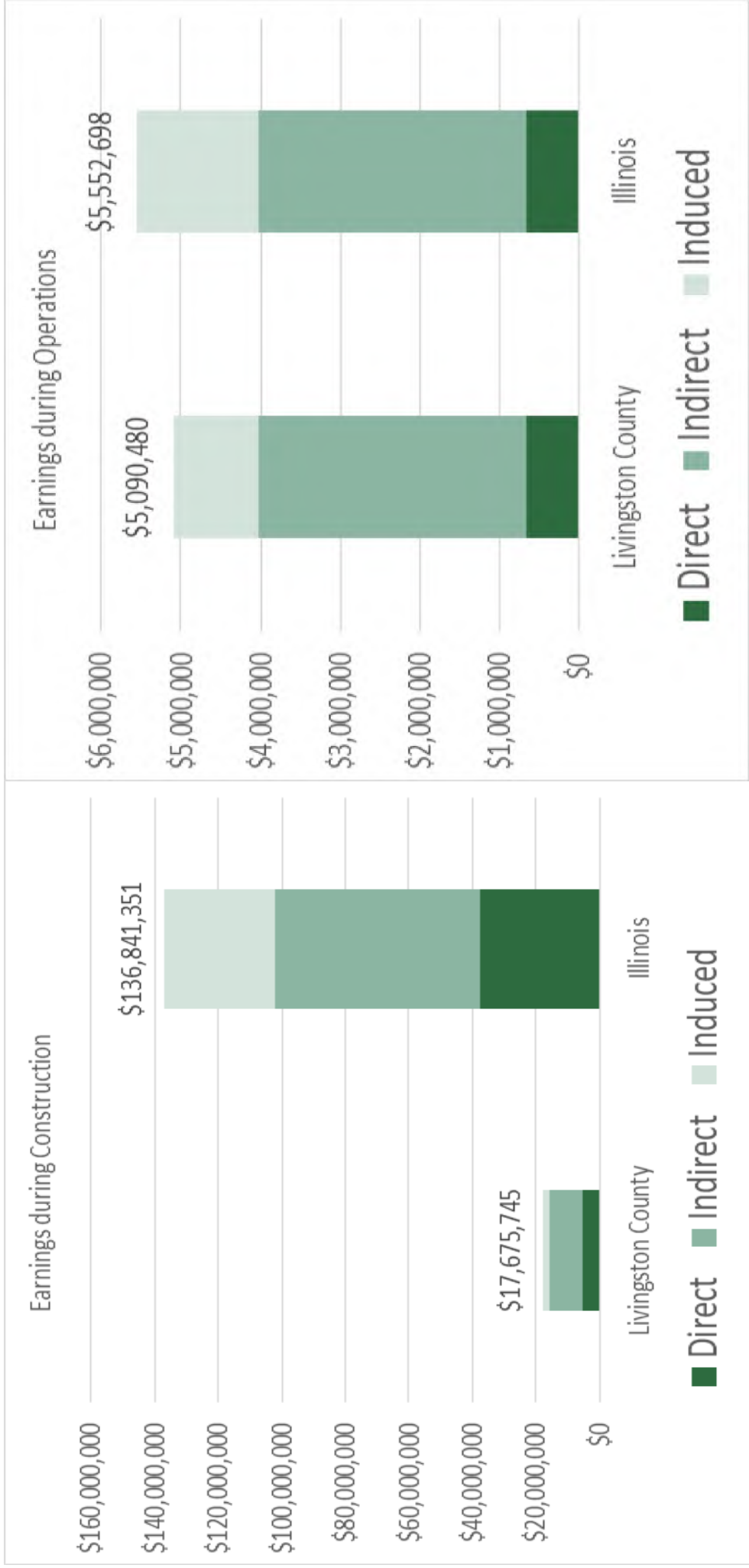


Table 2. – Total Earnings Impact from Heritage Prairie Wind Project

	Livingston County Jobs	State of Illinois Jobs
<b>Construction</b>		
Project Development and Onsite Labor Impacts	\$5,147,096	\$37,609,749
Module and Supply Chain Impacts	\$10,614,351	\$64,487,643
Induced Impacts	\$1,914,298	\$34,743,959
<i>New Local Earnings during Construction</i>	\$17,675,745	\$136,841,351
<b>Operations</b>		
Onsite Labor Impacts	\$672,944	\$672,944
Local Revenue and Supply Chain Impacts	\$3,358,698	3,358,698
Induced Impacts	\$1,058,838	\$1,521,056
<i>New Local Long-Term Earnings</i>	\$5,090,480	\$5,552,698

# Estimated Benefits of Heritage Prairie Wind

Figure 2. – Total Earnings Impact from Heritage Prairie Wind Project



# Estimated Benefits of Heritage Prairie Wind



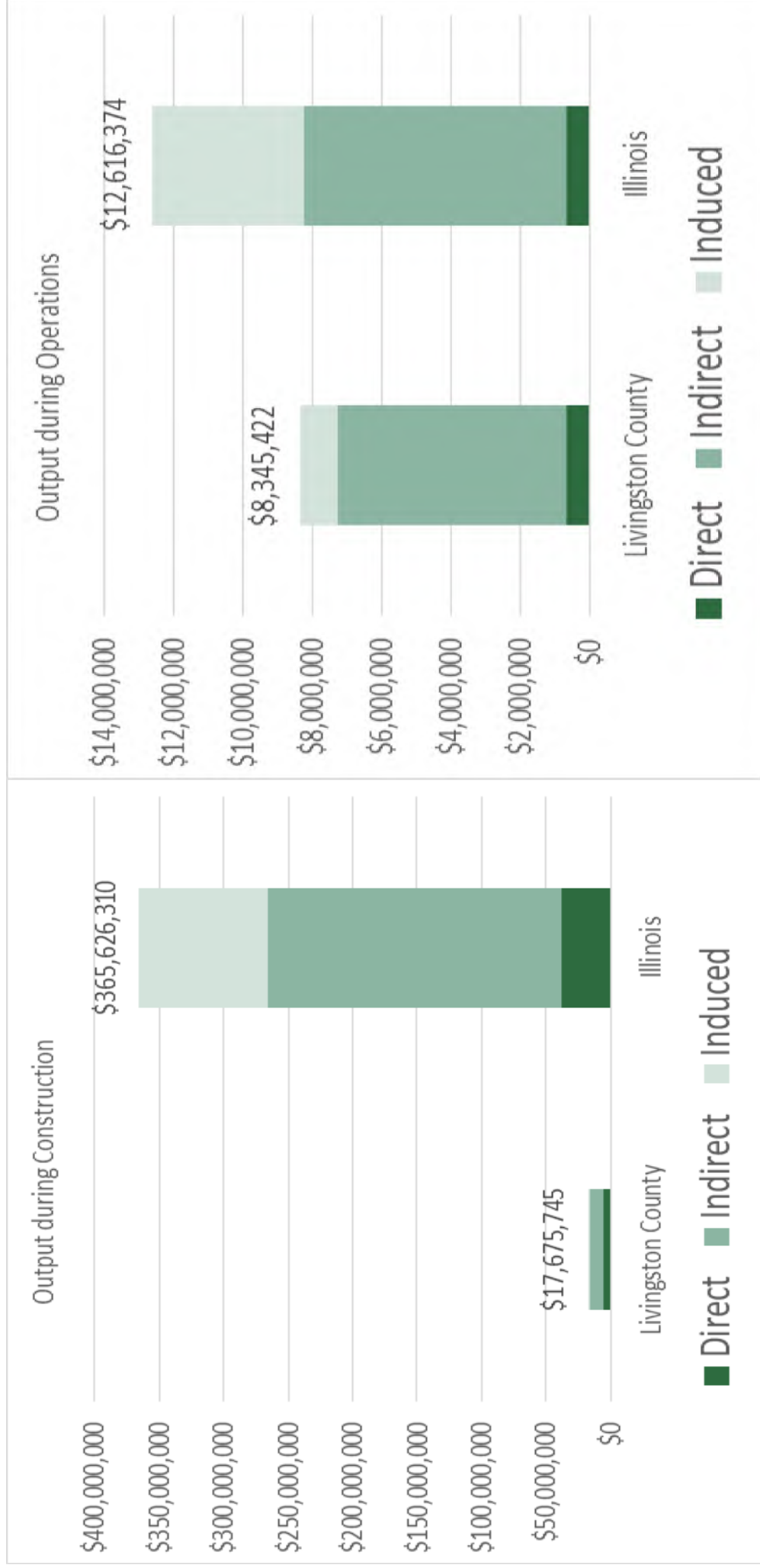
Table 3. – Total Output Impact from Heritage Prairie Wind Project

	<b>Livingston County Jobs</b>	<b>State of Illinois Jobs</b>
<b>Construction</b>		
Project Development and Onsite Labor Impacts	\$5,147,096	\$37,609,749
Module and Supply Chain Impacts	\$10,614,351	\$228,468,187
Induced Impacts	\$1,914,298	\$99,548,374
<i>New Local Output during Construction</i>	\$17,675,745	\$365,626,310
<b>Operations</b>		
Onsite Labor Impacts	\$672,944	\$672,944
Local Revenue and Supply Chain Impacts	\$6,613,640	\$7,585,779
Induced Impacts	\$1,058,838	\$4,357,651
<i>New Local Long-Term Output</i>	\$8,345,422	\$12,616,374

# Estimated Benefits of Heritage Prairie Wind



Figure 3. – Total Output Impact from Heritage Prairie Wind Project



# Property Tax Methodology

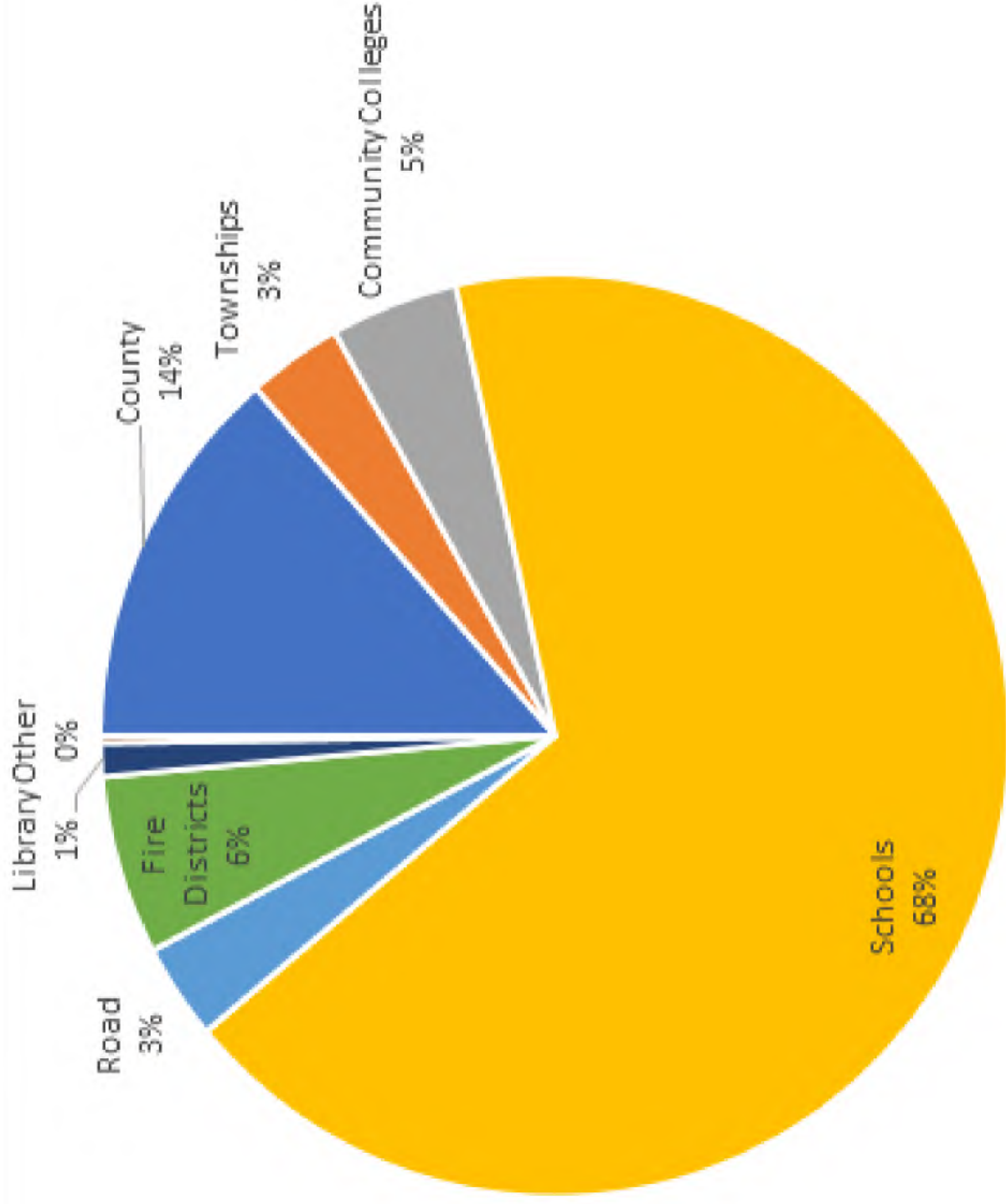
# Property Tax Methodology

- The analysis assumes that the Project is placed in service on January 1, 2027, at a fair cash value of \$188M according to Public Act 095-0644.
- The tables assume future inflation is constant at 2.4% annually and the depreciation is 4% annually until it reaches the maximum of 70%.
- All tax rates are assumed to stay constant at their 2023 (2022 tax year) rates. For example, the Livingston County tax rate is assumed to stay constant at 1.04905%.
- It assumes that the Project is decommissioned in 30 years and pays no more taxes after that date.
- If finalized turbine locations are different than the current map, the actual taxes paid could vary depending on the relative tax rates between districts.
- No comprehensive tax payment was calculated, and these calculations are only to be used to illustrate the economic impact of the Project.



# Estimated Benefits of Heritage Prairie Wind

**Figure 4. – Total Property Taxes Paid by the Heritage Prairie Wind Project**





# Estimated Benefits of Heritage Prairie Wind



Table 4. – Total Property Taxes Paid by the Heritage Prairie Wind Project

<b>Tax Year</b>	<b>Total Taxes Paid</b>
2027	\$4,851,215
2028	\$4,768,939
2029	\$4,679,919
...	
2044	\$2,323,271
2045	\$2,230,340
2046	\$2,283,868
...	
2056	\$2,895,147
<b>TOTAL</b>	<b>\$98,894,707</b>
<b>AVG</b>	
<b>ANNUAL</b>	<b>\$3,296,490</b>

# Estimated Benefits of Heritage Prairie Wind



Table 5. – Tax Revenue from the Heritage Prairie Wind Project for the County

<b>Tax Year</b>	<b>Livingston County</b>	<b>Broughton Township</b>	<b>Dwight Township</b>	<b>Round Grove Township</b>
2027	\$658,282	\$3,969	\$57,892	\$102,450
2028	\$647,117	\$3,901	\$56,910	\$100,713
2029	\$635,038	\$3,828	\$55,848	\$98,833
...				
2044	\$315,254	\$1,901	\$27,725	\$49,064
2045	\$302,644	\$1,825	\$26,616	\$47,101
2046	\$309,908	\$1,868	\$27,255	\$48,232
...				
2056	\$392,855	\$2,368	\$34,549	\$61,141
<b>TOTAL</b>	<b>\$13,419,435</b>	<b>\$80,901</b>	<b>\$1,180,164</b>	<b>\$2,088,505</b>
<b>AVG ANNUAL</b>	<b>\$447,315</b>	<b>\$2,697</b>	<b>\$29,339</b>	<b>\$69,617</b>

# Estimated Benefits of Heritage Prairie Wind



Table 6. – Tax Revenue from the Heritage Prairie Wind Project for the Road and Fire Districts

Tax Year	Road Districts			Fire Districts			
	Broughton	Dwight	Round Grove	Reddick R20	Dwight 16	Cabery B06	Emington-Campus 21
2027	\$8,047	\$45,535	\$109,968	\$59,754	\$213,842	\$2,890	\$28,425
2028	\$7,910	\$44,763	\$108,103	\$58,741	\$210,216	\$2,841	\$27,943
2029	\$7,763	\$43,927	\$106,085	\$57,644	\$206,292	\$2,788	\$27,421
...							
2044	\$3,854	\$21,807	\$52,664	\$28,617	\$102,410	\$1,384	\$13,613
2045	\$3,700	\$20,935	\$50,558	\$27,472	\$98,314	\$1,329	\$13,068
2046	\$3,788	\$21,437	\$51,771	\$28,131	\$100,673	\$1,361	\$13,382
...							
2056	\$4,802	\$27,175	\$65,628	\$35,661	\$127,618	\$1,725	\$16,964
<b>TOTAL</b>	\$164,038	\$928,255	\$2,241,763	\$1,218,122	\$4,359,293	\$58,915	\$579,459
<b>AVG ANNUAL</b>	\$5,468	\$30,942	\$74,725	\$40,604	\$145,310	\$1,964	\$19,315

# Estimated Benefits of Heritage Prairie Wind



Table 7. – Tax Revenue from the Heritage Prairie Wind Project for Other Taxing Bodies

Tax Year	Kankakee CC #520	Joliet CC #525	Prairie Creek Public Library	Round Grove-Broughton-Sullivan
2027	\$101,085	\$118,889	\$56,987	\$12,205
2028	\$99,370	\$116,872	\$56,021	\$11,998
2029	\$97,516	\$114,691	\$54,975	\$11,774
...				
2044	\$48,410	\$56,936	\$27,291	\$5,845
2045	\$46,474	\$54,659	\$26,200	\$5,611
2046	\$47,589	\$55,971	\$26,829	\$5,746
...				
2056	\$60,326	\$70,951	\$34,009	\$7,284
<b>TOTAL</b>	\$2,060,670	\$2,423,608	\$1,161,716	\$248,813
<b>AVG ANNUAL</b>	\$68,689	\$80,787	\$38,724	\$8,294

# Estimated Benefits of Heritage Prairie Wind



Table 8. – Tax Revenue from the Heritage Prairie Wind Project for the School Districts

Tax Year	Dwight Grade School #232	Dwight High School #230	Herscher Unit #2J	Cullum Unit #6J (Tri-Point Schools)
2027	\$1,306,575	\$1,021,934	\$799,472	\$143,014
2028	\$1,284,416	\$1,004,602	\$785,913	\$140,588
2029	\$1,260,440	\$985,850	\$771,243	\$137,964
...				
2044	\$625,725	\$489,409	\$382,871	\$68,490
2045	\$600,696	\$469,833	\$367,556	\$65,750
2046	\$615,113	\$481,109	\$376,378	\$67,328
...				
2056	\$779,748	\$609,878	\$477,115	\$85,349
<b>TOTAL</b>	\$26,635,254	\$20,832,695	\$16,297,688	\$2,915,411
<b>AVG ANNUAL</b>	\$887,842	\$694,423	\$543,256	\$97,180

# Conclusions

## In summary, Heritage Prairie Wind will support:

- **168 direct jobs** created during construction
- **26+ long-term direct, indirect, and induced local jobs** created for Livingston County during the life of the Project
- Over **\$66.6 million** in total school district revenue over the life of the Project
- Over **\$13.4 million** in property taxes for Livingston County over the life of the Project
- Over **\$98.8 million** in total property taxes for all taxing districts over the life of the Project