



One of the challenges of any web application is writing code to comply with dozens of different web browsers. Each browser has multiple versions and settings which yields thousands of variables. Oxcart Permit Systems has been written and extensively tested to work best with the most current versions of [Mozilla Firefox](#), [Google Chrome](#) and [Microsoft Internet Explorer](#).

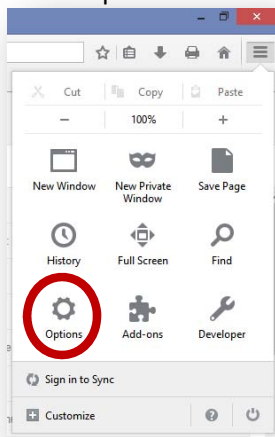
If you are having problems with any functionality of Oxcart on your computer using the latest version of these browsers, please use private browsing, or make sure to clear your cache and restart your browser. This document will show you how to do that with Firefox, Chrome and Internet Explorer.



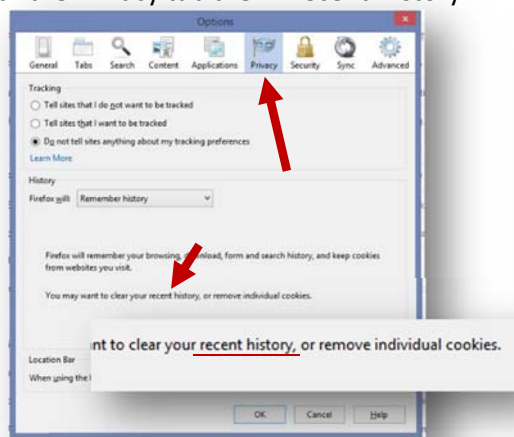
Mozilla Firefox

For older versions of Firefox:

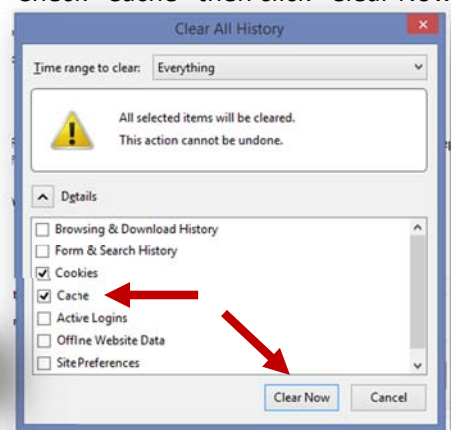
Click "Options"



Click the Privacy tab then "Recent History"

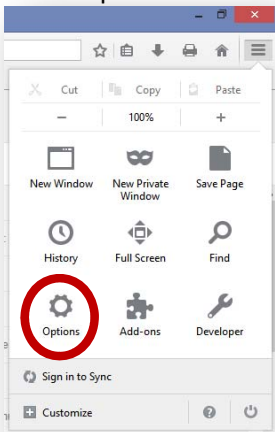


Check "Cache" then click "Clear Now"

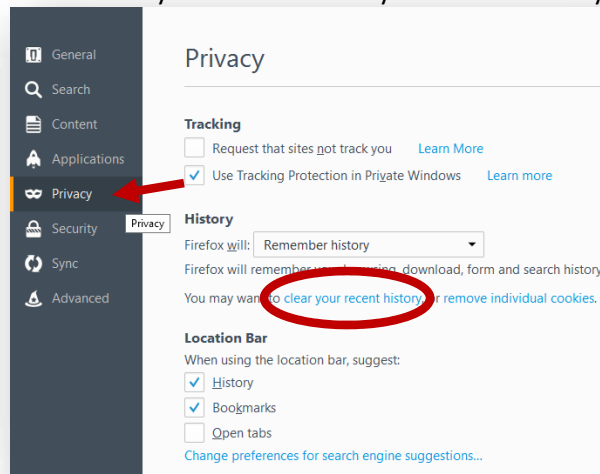


For newer versions of Firefox:

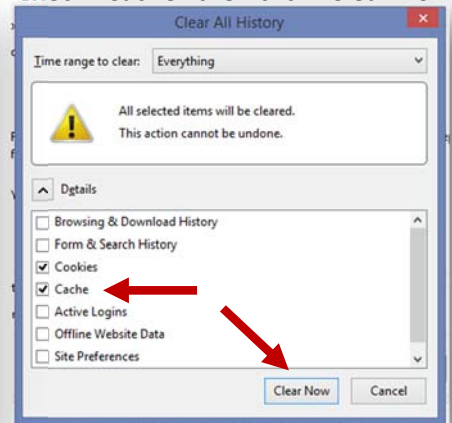
Click "Options"



Click "Privacy" and then "clear your recent history"



Check "Cache" then click "Clear Now"



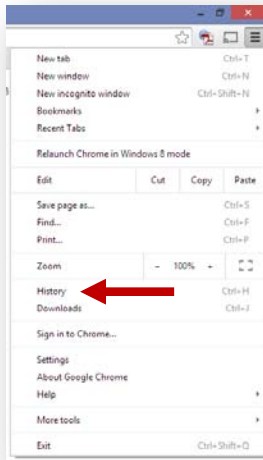


HELP DOCUMENT browser cache clearing

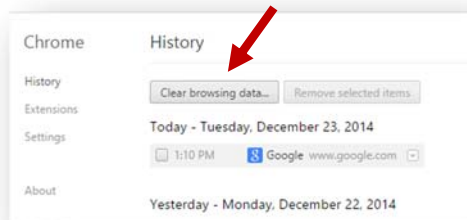


Google Chrome

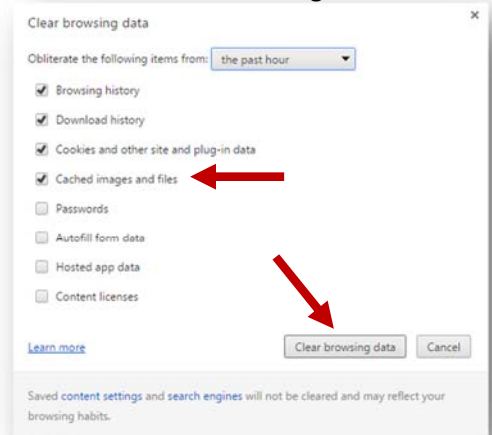
Click "History"



Click "Clear browsing data"

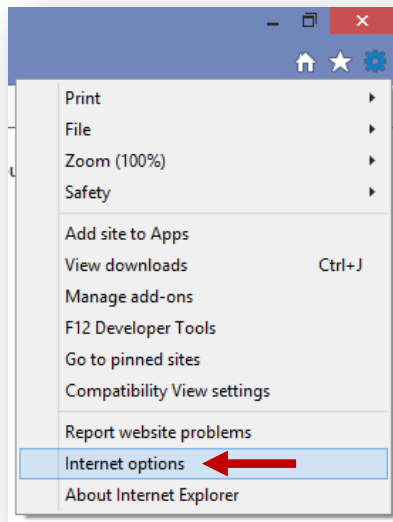


Check "Cached images and files", then click "Clear browsing data"

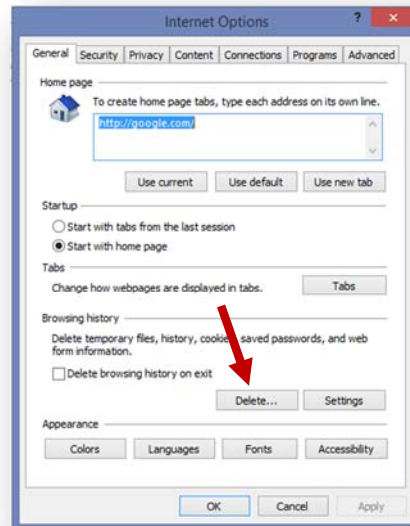


Microsoft Internet Explorer 11

Click "Internet Options"



Click "Delete"



Check "Temporary Internet files and website files" the click "Delete"

